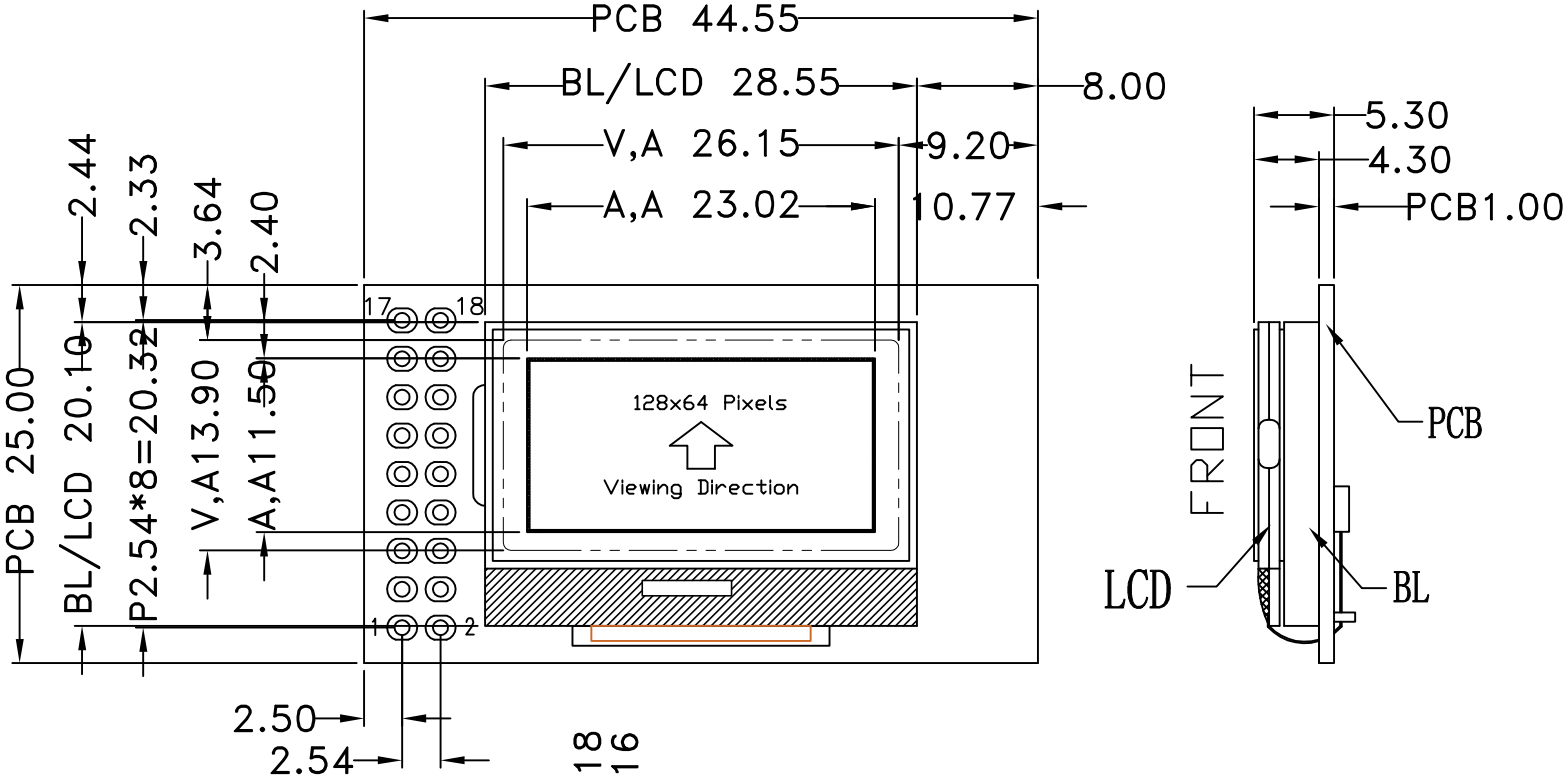

PIN	SYMBOL
1	VSS
2	VDD
3	C86
4	D7
5	D6
6	D5
7	D4
8	D3
9	D2
10	D1
11	D0
12	/RD
13	/WR
14	A0
15	/RES
16	/CS
17	LEDA
18	LEDK

Panel Wiring Details
Scale=free

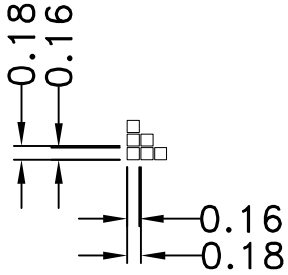

DOT DETAIL
SCALE 5:1

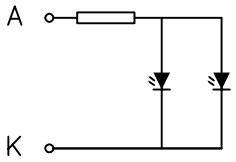

BL Circuit Diagram

*1. LCD Display Type	FSTN,Positive,Transflective		
*2. Viewing Diretion	6H	*6. Storage Temp	-20°C~70°C
*3. LCD Driver Mode	1/64Duty,1/9Bias	*7. Driver IC	ST7565R
*4. Operating Voltage	3.3V	*8. Backlight	WHITE VF=3.3V If=30mA
*5. Operating Temp	-10°C~60°C	*9. ROHS	

HOT DISPLAY

Dwg Title: HTM12864-140-30W-N3P-V01			
EDC No:		Ver: A/0	
Scale 1:1	Unit mm	Tol. ±0.3	
Drawn	Checked	Date: 2026-01-15	